


Storytelling Through Drawing



Key artists:

Laura Carlin



Shaun Tan









Quentin Blake



Cressida Cowell



pencils	charcoal	Graphite	Chalk pastels	Handwriting pens	ink
 <p>Pencils do not contain "lead" but instead contain graphite and a clay binder. Drawing pencils range in "hardness" or "softness/blackness" from 9H to 9B. 9H is the hardest pencil – meaning it makes a hard, light mark. 9B is the blackest (or softest) pencil – giving a dense, easily produced mark. F is the grading given to a pencil midway between H and B.</p> <p>The way a pencil is held, how sharp it is and how hard you press will affect the marks made.</p>	 <p>Willow charcoal comes in different sizes. A sharp line can be created by using the end of a stick whereas the side of the stick can be used for <u>midtones</u>. Pressing harder gives a denser mark. Charcoal can be blended with a finger or erased with a rubber. It needs fixing with hairspray.</p>	 <p>Graphite sticks are soft like B pencils. The thicker sticks are very useful for making energetic drawings on larger scales. A rubber can be used with graphite to make different marks.</p>	 <p>Chalk pastels make softer marks than oil pastels and are easier to blend. They work especially well on thicker, more textured paper, especially if it has a slight hue (for example buff coloured) and can be used to draw both high and low lights.</p>	 <p>Handwriting pens create precise, fluid lines. Little pressure is needed to produce a mark, and this means that the pen nib "scoots" easily across the paper. Great for creating fluid lines and mark making.</p>	 <p>Black Indian ink or coloured inks are useful for the richness of their colour when compared to watercolours</p> <p>Inks can be used with either brushes or nibs so that mark making can move from drawing to painting.</p> <p>You can add water to make a wash too.</p>

How do you respond emotionally to the work of others?

Can you identify what techniques the artist has used to convey mood and feeling? That may be their use of colour, line, shape, textures, tones and patterns, but it could also be the subject of the work or the way they have applied the materials.

- I can respond to the work of illustrators and/or graphic novelists, "reading" the visual images and sharing my thoughts.
- I can work in a sketchbook to record my ideas and thoughts generated by looking at another artist's work.
- I can create a finished piece which contains sequenced images to

Key vocabulary:
 Illustrations, storytelling, imagery, graphics, graphic novel, mark-making, tone, line, shade, composition, sequencing, visual notes, poetry, text.