


Spirals









Key artists:

Wassily Kandinsky



Molly Haslund



pencils	charcoal	Oil pastels	Chalk pastels	Handwriting pens
 <p>Pencils do not contain “lead” but instead contain graphite and a clay binder. Drawing pencils range in “hardness” or “softness/blackness” from 9H to 9B. 9H is the hardest pencil – meaning it makes a hard, light mark. 9B is the blackest (or softest) pencil – giving a dense, easily produced mark. F is the grading given to a pencil mid-way between H and B.</p> <p>The way a pencil is held, how sharp it is and how hard you press will affect the marks made.</p>	  <p>Willow charcoal comes in different sizes. A sharp line can be created by using the end of a stick whereas the side of the stick can be used for mid-tones. Pressing harder gives a denser mark. Charcoal can be blended with a finger or erased with a rubber. It needs fixing with hairspray.</p>	 <p>Oil pastels are made from pigment mixed with a non-drying oil and wax binder. They generally provide more vivid colour than soft pastels, especially when pressure is applied. Oil pastels can be used alone and work best when used on a large scale.</p>	 <p>Chalk pastels make softer marks than oil pastels and are easier to blend. They work especially well on thicker, more textured paper, especially if it has a slight hue (for example buff coloured) and can be used to draw both high and low lights.</p>	 <p>Handwriting pens create precise, fluid lines. Little pressure is needed to produce a mark, and this means that the pen nibs “scoots” easily across the paper. Great for creating fluid lines and mark making</p>

What is your opinion of the artwork? Try to say why you think that.

How do you feel when you look at the work? Sometimes you feel a certain way because of the subject matter or the colours, shapes, lines, textures or tones the artist has used.

I can draw from my fingertips, my wrist, my elbow, my shoulder, or my whole body!

- I can whole make a drawing using a continuous line for a minute or two.

Key vocabulary:

Spiral, Mark-making , Line , Continuous line , Colour blending
Explore, Experiment , Colour , Materials, Media, Pressure, Grip