





Year 1 & 2, Summer Term, Cycle A

Focus: Sculpture, drawing, collage

# Making Birds






Paper can be manipulated by:  
 Folding, crunching, rolling,  
 Twisting, tearing or cutting, plaiting  
 or weaving, curling, making holes

Key artists:		
<b>John Ruskin</b> 	<b>Hoang Tien Quyet</b> 	<b>Andrea Butler</b> 

I know that there is a relationship between drawing & making – we can transform 2d to 3d.

I know that we can begin from the same starting point but end up with very different individual results.

I can draw from real life and experiment with the different marks that I can make to describe what I can see.

Tone	Hatching and cross hatching	Mark making and line
<p>“Tone” is the word we use to describe light and dark, or light and shadows.</p> <p>We can use our pencil to create different tones by changing the pressure or how soft the pencil is.</p> 	<p>Hatching is when you add lines to drawings to make light and dark areas. And when you cross lines over each other, it's called cross-hatching.</p> <p>You can vary how close together the lines are too.</p> 	<p>We can change how we move our hand when drawing, where we move the tool and the pressure. This means we can create different textures and effects in our artwork.</p> 

**Sculpture** is the name we give to art which is three-dimensional. Sculptures can be tiny or large and made from different materials. They can be carved, moulded or built..

Key vocabulary:

Lines, Shapes, Mark Making, Texture, Observation, Close study, Blending, Texture, Transform, fold, tear, crumple, collage,, sculpture, Structure,, balance, texture, Personality, Character, installation, flock, collaboration