

# Explore and Draw



Key artists:

**Mark Dion**  
*Thames Dig*



**Hassan Hajjaj**







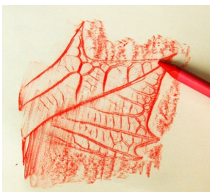


**Andy Goldsworthy**



**James Brunt**



pencils	charcoal	Oil pastels	Chalk pastels	Wax crayons
 <p>Pencils do not contain "lead" but instead contain graphite and a clay binder. Drawing pencils range in "hardness" or "softness/blackness" from 9H to 9B. 9H is the hardest pencil – meaning it makes a hard, light mark. 9B is the blackest (or softest) pencil – giving a dense, easily produced mark. F is the grading given to a pencil midway between H and B.</p> <p>The way a pencil is held, how sharp it is and how hard you press will affect the marks made.</p>	  <p>Willow charcoal comes in different sizes. A sharp line can be created by using the end of a stick whereas the side of the stick can be used for mid-tones. Pressing harder gives a denser mark. Charcoal can be blended with a finger or erased with a rubber. It needs fixing with hairspray.</p>	 <p>Oil pastels are made from pigment mixed with a non-drying oil and wax binder. They generally provide more vivid colour than soft pastels, especially when pressure is applied. Oil pastels can be used alone and work best when used on a large scale.</p>	 <p>Chalk pastels make softer marks than oil pastels and are easier to blend. They work especially well on thicker, more textured paper, especially if it has a slight hue (for example buff coloured) and can be used to draw both high and low lights.</p>	  <p>Wax crayons can be great to create rubbings but can also be used to make <b>wax resist</b> artwork. The image is drawn in crayon and then painted over with a watercolour wash or Brusho ink.</p>

What is your opinion of the artwork? Try to say why you think that.

How do you feel when you look at the work? Sometimes you feel a certain way because of the subject matter or the colours, shapes, lines, textures or tones the artist has used.

- I can whole make a drawing using a continuous line for a minute or two.
- I can think look carefully at an object and think about using marks and different media to create texture in my drawings.
- I can make decision about my collection and create my own composition.

Key vocabulary:

Transient, composition, arrangement, natural, angle, environment, orientation, digital documentation, wax resist, wash, mark making, texture, media, light source, focus.