


Year 1 & 2, Summer Term, Cycle B

Be An Architect

Focus: Architecture, Drawing, Sketchbooks, Making



- I have seen how architects use their imaginations to try to design buildings which make people's lives better and I can use my own imagination when thinking about architecture I might design.
- I can explore a variety of materials and explore how I can reshape the materials and fasten them together to make my model.





Sometimes we design by drawing first and sometimes we design by making. We learn what will work by exploring.

Architecture is the science and art of designing buildings.

Key vocabulary:

Architect/ architecture, landmarks, construction, drawing medium, visual notes, lines, shapes, mark making, observation, close study, blending, structure, model, join, balance, texture,, discussion, collaboration.

Tone	Hatching and cross hatching	Mark making and line
<p>"Tone" is the word we use to describe light and dark, or light and shadows.</p> <p>We can use our pencil to create different tones by changing the pressure or how soft the pencil is.</p> 	<p>Hatching is when you add lines to drawings to make light and dark areas. And when you cross lines over each other, it's called cross-hatching.</p> <p>You can vary how close together the lines are too.</p> 	<p>We can change how we move our hand when drawing, where we move the tool and the pressure. This means we can create different textures and effects in our artwork.</p> 