



# Staying safe online

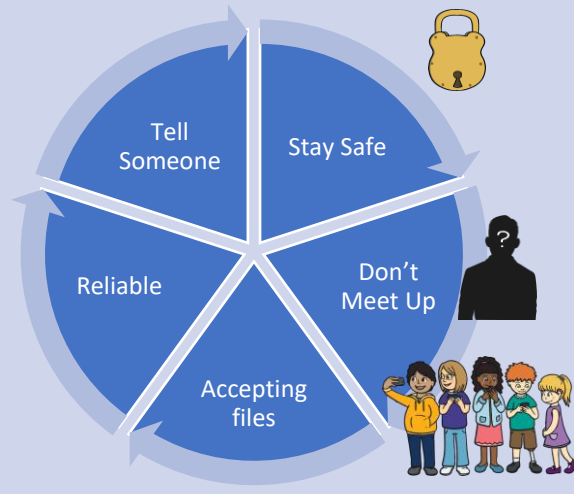
If you have any concerns or worries, please tell a trusted adult. You can also contact the police via [www.ceop.police.uk/ceop-reporting/](http://www.ceop.police.uk/ceop-reporting/)

## What should I already know about keeping safe?



## Privacy: Stay Safe. Be SMART!

Remember! The internet is never private. We need to protect our privacy.



### Passwords

### Your data – your privacy

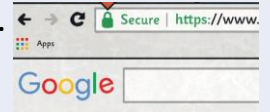


### Check your settings and check the website

- ✓ A strong password helps keep your information private.
- ✓ Include: a mixture of lower case and upper case letters.
- ✓ Use numbers and symbols (@?£\$@)
- ✗ **Remember!** Don't share your password with others!
- ✗ **Remember!** Don't use easy to guess words like your name.

- **Be aware!** Websites and apps can collect and share information with other sites.
- **Be aware!** Many free apps may read and share private information (e.g. friends, contacts, likes, images, videos, voice, messages, geolocation) with others.
- **Be aware!** Information can be used to direct adverts to you.
- **Be aware!** Pop ups could direct you to inappropriate sites. Check the links.
- **Check!** Ask a trusted adult if you are asked about sharing your information.

- ✓ Use the settings within apps to increase privacy.
- ✓ Look at the address bar. Some browsers will show a padlock to show the site is secure.



## What should I already know about privacy?



- ✗ Remember: we **never** share our full name with anyone online.
- ✗ Things like where we live or where we go to school should **never** be shared with strangers.
- ✗ Never share your passwords with other people.
- ✓ Ask a trusted adult to ensure your privacy settings are on so your location and profile are not public.
- ✓ Rather than use your name, use an alias (maybe your favourite cartoon character) for public profiles.

Use a variety of strong passwords. Use a mixture of letters, numbers and symbols.

Stay safe! Check your privacy settings, use an alias and don't share personal information.

Never meet unknown people you have met online.

Be SMART: make sure you're safe with privacy settings ON and tell a trusted adult if you are worried.



# Staying safe online



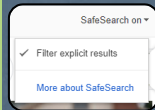
## Information online: is it *reliable*? Can you use it? Be SMART!



### What do I already know from Years 1 - 4?

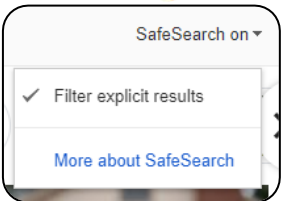
The internet contains fact, fiction and opinion. Ask yourself: is this *reliable*?

Most images and material are protected by copyright. Don't be a copy cat!

Make sure safe search is on when searching for images.



- ✓ Make sure 'safe search' is on.
- ✓ Use YouTube Kids to help you find safe videos and media. 
- ✓ Check results by searching for different key words.
- ✓ Check the search results: are they an advert? A real website? Look at the URL and look for the padlock. 



### NEW LEARNING! Is all you see and hear to be believed?



Search engines, such as Google, work by indexing websites and ranking the pages. The results are ranked. Websites can pay to have their results displayed towards the top.

**Check! Use a different key word search.**



The internet can draw us to information for different agendas, e.g. website notifications, pop-ups, targeted ads. **Check! Read the URL and check the extension (.com etc) before clicking a link.**



Searching using voice services is handy. But, these are provided by large companies who make money from links. Sometimes voice-activated searching gives one result. Is that the only result? **Check!**



Some people share false news online. Sometimes what we see and read is a 'hoax'.

Think carefully before sharing something. Is it *reliable*? Or is it fake and a hoax?

**If in doubt: do not share!**



Copying someone else's work and pretending it is yours is plagiarism.

If you use text or images from online, then you need to *reference* this. **Quote the publisher, the URL and the date you accessed it.**

**Be SMART: make sure you're safe with privacy settings ON. Check all links before you click on them! Tell a trusted adult if you are worried.**



# Staying safe online

## Online bullying. Be SMART!

**Tell someone!** Tell an adult if someone or something makes you worried or uncomfortable.

- **Report the unkind actions** to a teacher or the Learning Mentor at school. We will investigate the report carefully.
- **E-mail us:**  
[safeguarding@allsaintsfed.Derbyshire.sch.uk](mailto:safeguarding@allsaintsfed.Derbyshire.sch.uk)
- **Block the person** who is being unkind.
- Contact Childline: 0800 11 11
- Chat online to Childline:  
[www.childline.org.uk](http://www.childline.org.uk)

## What should I already know about age restrictions?

Use Net Aware to check the age restrictions

Net Aware

App aware

13+



16+



## Communicating: safely and kindly



### NEW LEARNING! Scam e-mail and phishing inapp

- Nearly everyone has an **email address**. Email is a useful tool at home and in work but **spam** and junk mail can be a problem. **Spam emails** offer all kinds of things like money, prizes and very low prices for products that are normally very expensive. **Check! Look before you click on any links!**
- Look out! Trying to trick someone into giving out information over email is called '**phishing**'. You might receive an email claiming to be from your bank or from a social networking site. They usually include a link to a fake website that looks identical to the real one. When you log in it sends your username and password to someone who will use it to access your real accounts.

### What if I receive a scam or phishing e-mail?

- Forward it to [report@phishing.gov.uk](mailto:report@phishing.gov.uk) then delete the original e-mail. Tell a trusted adult.
- **The National Cyber Security Centre can help with phishing.**

#### Have you spotted a suspicious email?

If you have received an email which you're not quite sure about, forward it to the Suspicious Email Reporting Service (SERS):

[report@phishing.gov.uk](mailto:report@phishing.gov.uk)

The message might be from a company you don't normally receive communications from, or someone you do not know. You may just have a hunch. If you are suspicious, you should report it. Your report of a phishing email will help us to act quickly, protecting many more people from being affected.



### NEW LEARNING! Check before sharing!

It can be upsetting when others share words, pictures or videos of you, without your permission. They may be misinterpreted. This could be unkind.

- **REMEMBER! Once content is shared online, it can be difficult to remove.**
- ✗ Do not share images or videos of others without their consent.
- ✗ Do not tag your friends into content unless you have their consent.



### What should you do?

- ✓ Follow our online safety rules: be SMART!
- ✓ Capture bullying content as evidence (e.g screen-grab, URL, profile) to share with those who can help you.

### What if you are concerned that an adult might be making inappropriate contact with you?

- ✓ Child Exploitation and Online Protection (CEOP) can help. Contact them immediately if you are concerned about inappropriate contact (i.e. being asked to send inappropriate images.).



Should I make a report to CEOP?